

Massage Motor

VM02

VM02 is the massage motor which is dedicated to adjustable bed and it goes well with Moteck's double motor TW61-RMS. With built-in thermal fuse can stop the motor immediately once there's overheat or overuse situation. This product is easy to handle and install onto board type or slat type bed frame with its good shape design.



Features and Options

Main applications: Furniture

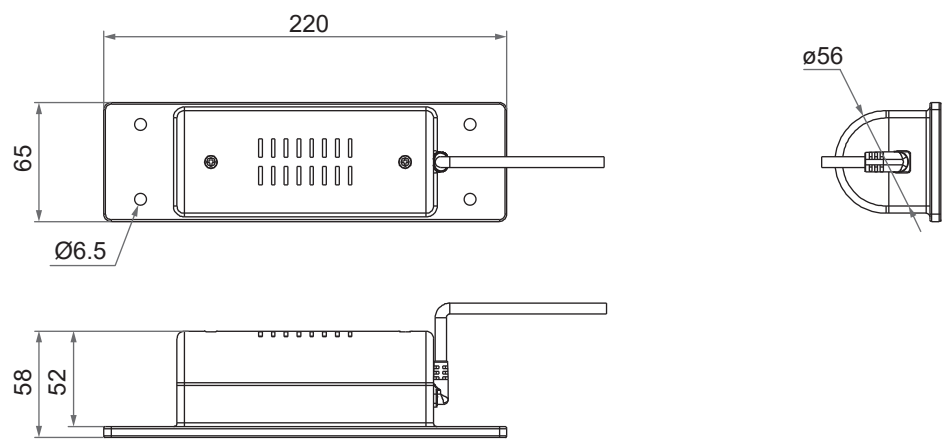
Standard features:

- Input voltage: 24V DC
- Max. current: 0.7A @ 24V DC
- Motor speed: 3000rpm
- Duty cycle: 10%, 30 min. max.
- Lifetime: 520 hours
- Color: Black
- Built-in thermal fuse
- Cable length: 1270mm straight

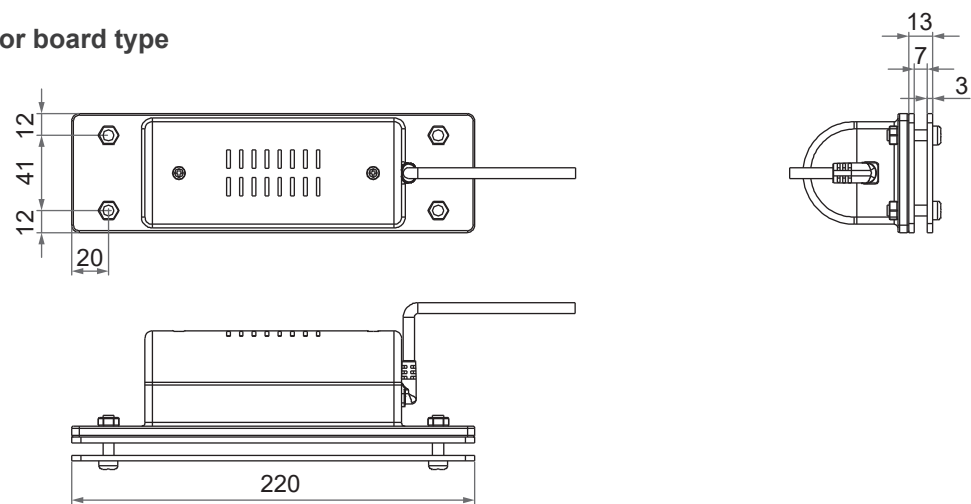
Options:

- Fixture for board type / Fixture for slat type

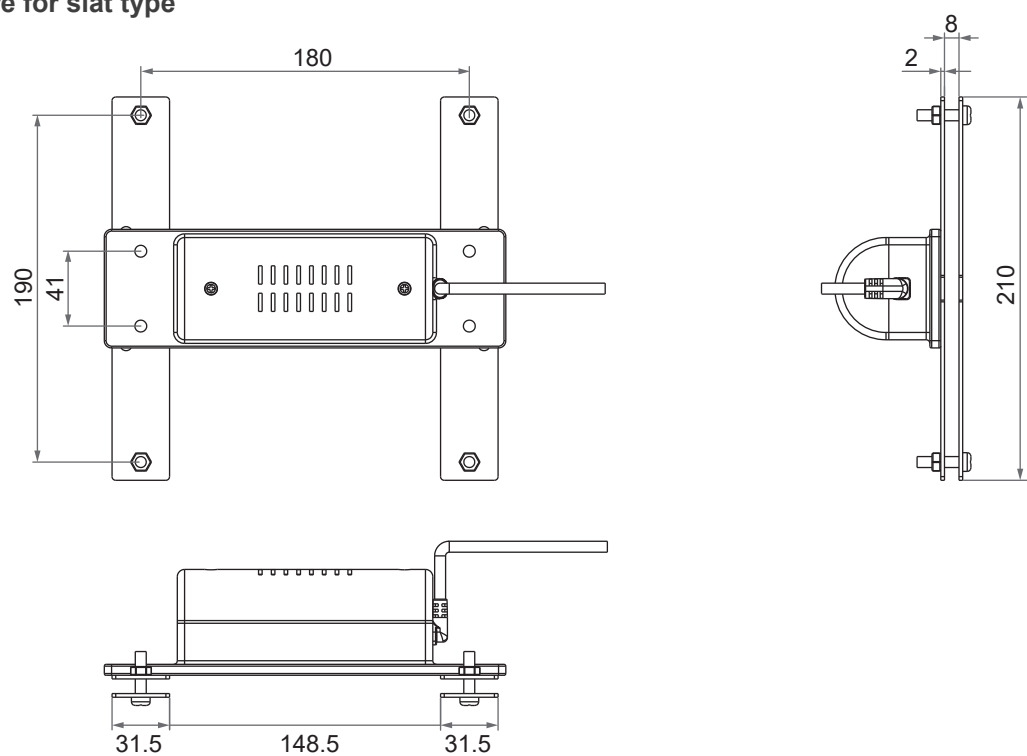
Dimensions



With fixture for board type



With fixture for slat type



Unit: mm

Compatibility

Prouduct	Model	Compatible requirement
Double motor	TW61-RMS	With Moteck A2-type DIN 41529 plug (Fig. 1)

Cable plug



Fig. 1 A2-type

Ordering Key

VM02- 24 - E3 - 2 1 0	
Input voltage	24: 24V DC
Motor code	E3: 3000rpm
Cable plug	2: Moteck A2-type DIN 41529 plug, 1270mm straight
Fixture options	0: None 1: Fixture for board type 2: Fixture for slat type
Reserved	0