

Hand Control HM

HM is designed for home care and furniture applications which can work well with Moteck standard control box and double motor, such as T-control, CBT2, CB3T, CB4M, CS1, CS2, TW61.



Features and Options

Main applications: Home care, furniture

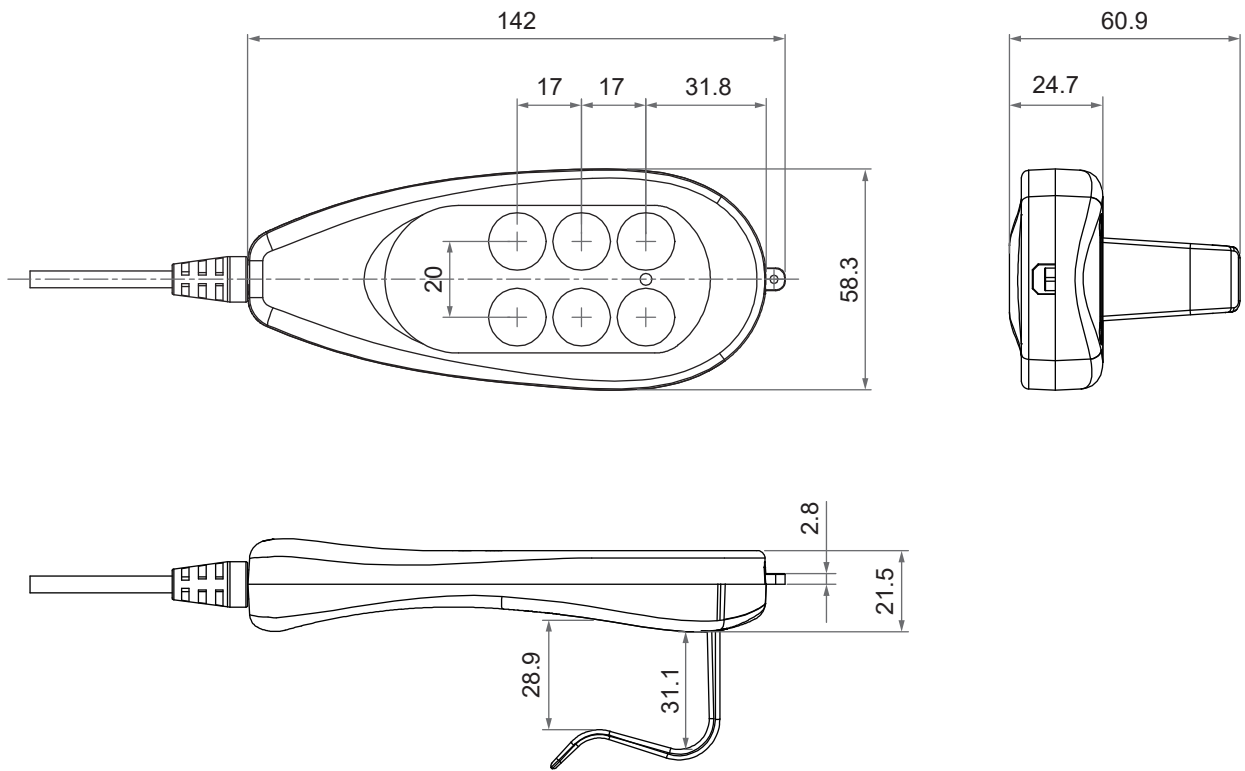
Standard features:

- Max. motor number to control: 3
- Available number of buttons: 2, 4, 6 or 8
- Color: Black, light grey RAL 7035
- Operation indicator
- With hook for easy placement (30mm gap)
- Cable length: Total 880mm long with 420mm spiral

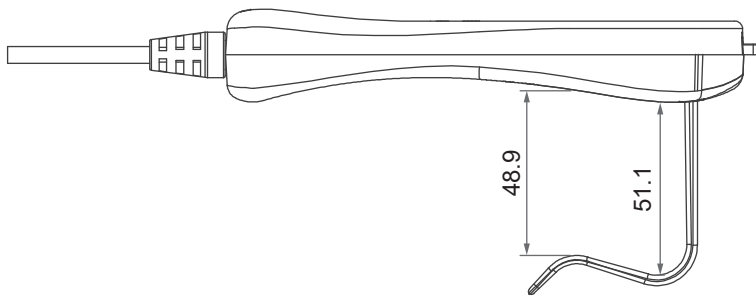
Options:

- Joint or synchronous movement for 2 motors
- With position memory
- 50mm hook gap
- Safety key

Dimensions



Dimensions 50mm hook

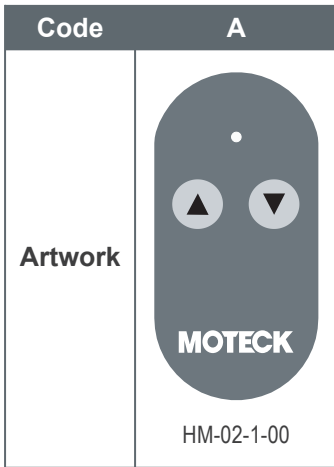


Unit: mm

Standard Panel Artwork

A. Function version A (Without position memory function)

Definition 1



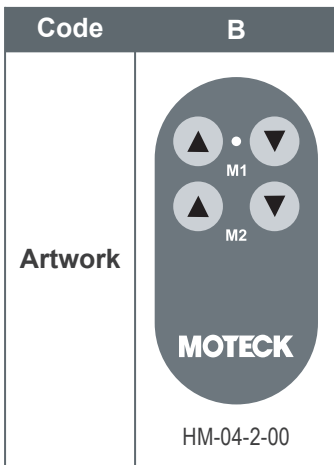
Button definitions:

- Artwork A

- ① Actuator #1 extends
- ② Actuator #1 retracts



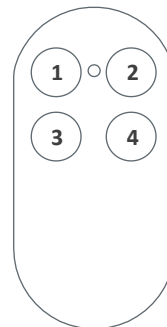
Definition 2



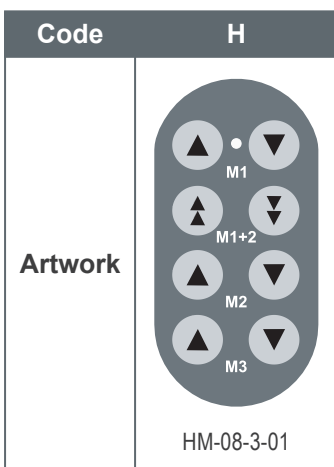
Button definitions:

- Artwork B

- ① Actuator #1 extends
- ② Actuator #1 retracts
- ③ Actuator #2 extends
- ④ Actuator #2 retracts



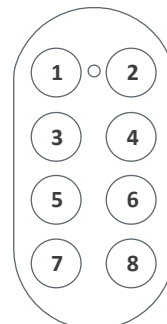
Definition 3



Button definitions:



- Artwork H

- ① Actuator #1 extends
- ② Actuator #1 retracts
- ③ Actuator #1 & 2 extend
- ④ Actuator #1 & 2 retract
- ⑤ Actuator #2 extends
- ⑥ Actuator #2 retracts
- ⑦ Actuator #3 extends
- ⑧ Actuator #3 retracts



B. Function version B (With synchronous movement or synchronous movement + position memory function)

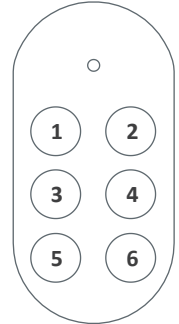
Definition 4

Code	E	F
Artwork		
	HM-02-2-02	HM-06-2-05

Button definitions:

• Artwork E, F

- ① Actuator #1 & #2 extend
- ② Actuator #1 & #2 retract
- ③ Save memory positions
- ④ Go to memory position #1
- ⑤ Go to memory position #2
- ⑥ Go to memory position #3



Remarks:

When releasing the button, actuator stops and operation indicator turns off immediately.

Compatibility

Product	Model	HM spec
Control box	T-control, CB3T, CB3T-SY, CB4M, CB4M-B, CBT2, CS1, CS2	With Moteck F-type DIN plug (Fig. 1)
	CF11H, CF11S	With Moteck E2-type RJ plug (Fig. 2)
	CF12H, CF12S	With Moteck E-type RJ plug (Fig. 3)
Double motor	TW61	With Moteck A-type DIN plug (Fig. 4)

Connector type:



Fig. 1 F-type plug



Fig. 2 E2-type plug



Fig. 3 E-type plug



Fig. 4 A-type plug

Ordering Key

		HM- 04 - 2 - 00 - S B 3 B 8 F
Button		02: 2 buttons 04: 4 buttons 06: 6 buttons 08: 8 buttons
Number of motor		1: 1 motor 2: 2 motors 3: 3 motors
Function		00: Standard 01: Joint movement 02: Synchronous movement 05: Synchronous movement + position memory
Option		0: None S: Safety key
Panel artwork code		A, B, E, F, H (Refer to Standard Panel Artwork)
Accessory		3: 30mm hook (Standard) 5: 50mm hook
Housing color		B: Black G: Light grey RAL 7035
Cable length		8: 880mm long with 420mm spiral
Connector type		A: Moteck A-type DIN plug E: Moteck E-type RJ plug E2: Moteck E2-type RJ plug F: Moteck F-type DIN plug

Terms of Use

The user is responsible for application suitability of Moteck products. As ongoing improvement process continues, products listed on the Moteck website are subject to change without prior notice. Moteck reserves the right to terminate the sales or remove any product displayed on the website, or listed in its catalogues.