

# Hand Control HF

HF handset has up to 10 buttons, compatible with many MOTECK furniture and medical care application control boxes.



## Features and Option



---

- Main applications: Medical Care, furniture
- Available number of buttons: 10 max.
- IP Protection level: IPX4
- Color: Light gray (RAL 7035)
- LED indicator
- With hook for easy placement
- Cable length: Total 880mm long with 420mm spiral
- Optional larger gap hook (50mm)
- Optional safety key

## Compatibility

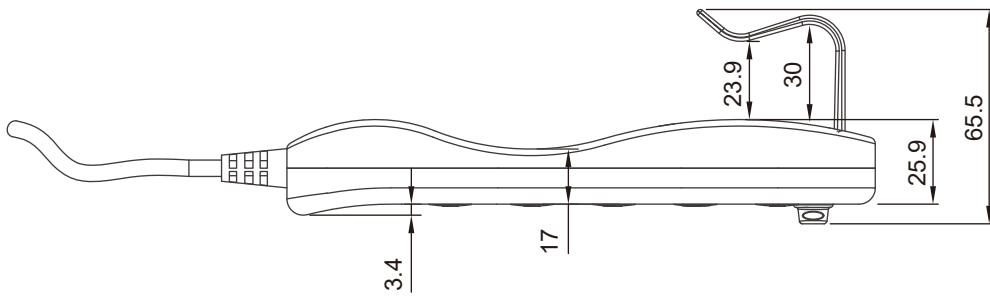
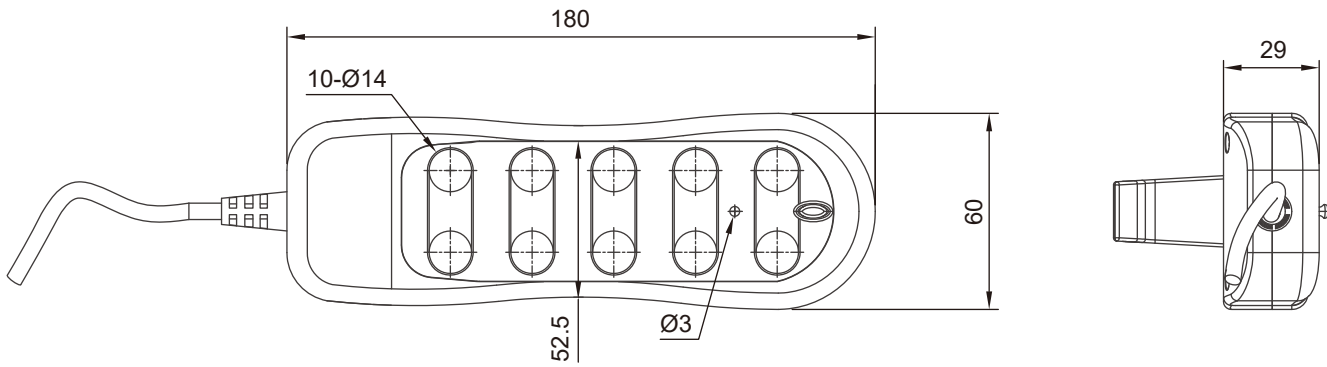
Product	Compatible models	Compatible requirement
<b>Control box</b>	T control, CBT2, CB3T, CS1, CS2	- Moteck P1 control category - With Moteck F-type DIN plug
	CB2P, CB4P, CB4M, MD6C, MD7C, MD80M	- Moteck P1 control category - With Moteck V-type or H-type DIN plug
<b>Double motor</b>	TW41/61	- Moteck P1 control category - With Moteck A-type DIN plug

### Cable plug

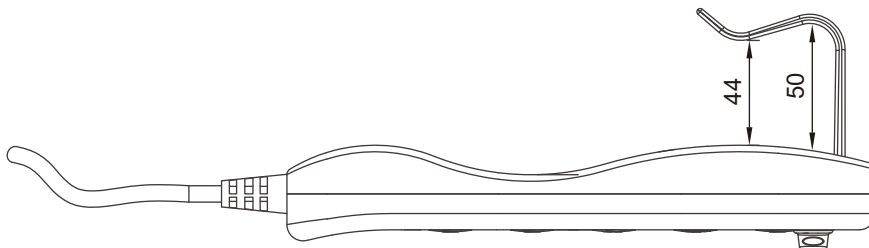


# Dimensions

- HF



- With 50mm gap hook



# Standard Panel Artwork

## > Moteck control category P1 without position memory function

### ▶ Definition 1 (Artwork A, B, D, F, H, I)

Code	A	B	D	F	H	I
<b>Artwork</b>						
	HF-02-1-00	HF-04-2-00	HF-06-3-00	HF-06-4-00	HF-02-1-00	HF-04-2-00

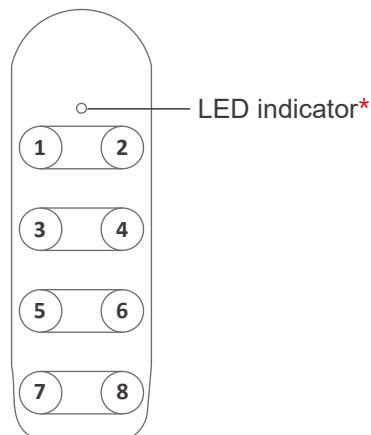
### ▶ Definition 2 (Artwork C, E, J, K)

Code	C	E	J	K
<b>Artwork</b>				
	HF-06-2-01	HF-08-3-01	HF-06-2-01	HF-08-3-01

### Button definition:

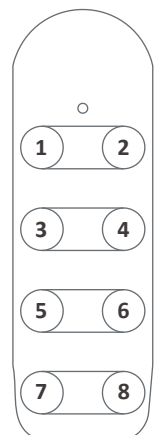
- Definition 1 (Artwork A, B, D, F, H, I)

- ① Actuator #1 extend
- ② Actuator #1 retract
- ③ Actuator #2 extend
- ④ Actuator #2 retract
- ⑤ Actuator #3 extend
- ⑥ Actuator #3 retract
- ⑦ Actuator #4 extend
- ⑧ Actuator #4 retract

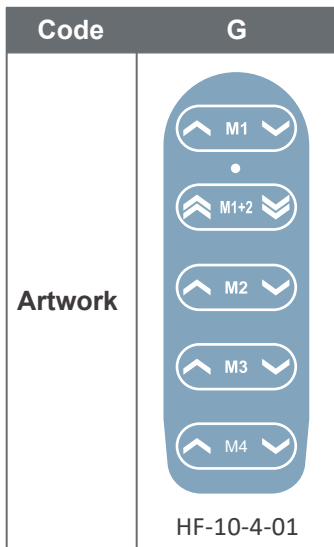


- Definition 2 (Artwork C, E, J, K)

- ① Actuator #1 extend
- ② Actuator #1 retract
- ③ Actuator #1 & #2 extend
- ④ Actuator #1 & #2 retract
- ⑤ Actuator #2 extend
- ⑥ Actuator #2 retract
- ⑦ Actuator #3 extend
- ⑧ Actuator #3 retract

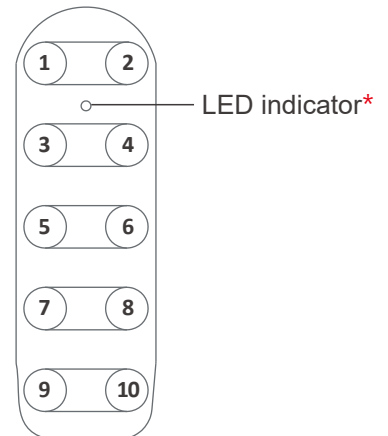


► Definition 3 (Artwork G)

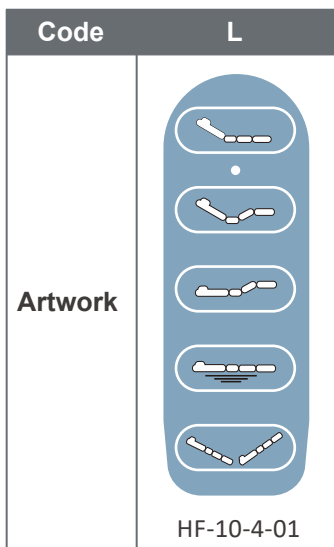


- Definition 3 (Artwork G)

- ① Actuator #1 extend
- ② Actuator #1 retract
- ③ Actuator #1 & #2 extend
- ④ Actuator #1 & #2 retract
- ⑤ Actuator #2 extend
- ⑥ Actuator #2 retract
- ⑦ Actuator #3 extend
- ⑧ Actuator #3 retract
- ⑨ Actuator #4 extend
- ⑩ Actuator #4 retract

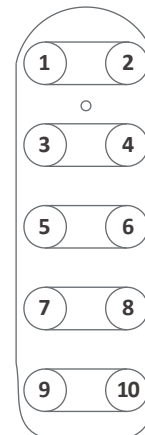


► Definition 4 (Artwork L)



- Definition 4 (Artwork L)

- ① Actuator #1 extend
- ② Actuator #1 retract
- ③ Actuator #1 & #2 extend
- ④ Actuator #1 & #2 retract
- ⑤ Actuator #2 extend
- ⑥ Actuator #2 retract
- ⑦ Actuator #3 & #4 extend
- ⑧ Actuator #3 & #4 retract
- ⑨ Actuator #3 extend & #4 retract
- ⑩ Actuator #3 retract & #4 extend



**Remarks:**

\* When releasing the button, actuator stops and LED indicator turns off immediately.

## Ordering Key

**HF - 04 - 2 - 00 - H30 - 0 B 0**

<b>Button</b>	<b>02:</b> 2 buttons <b>04:</b> 4 buttons <b>06:</b> 6 buttons <b>08:</b> 8 buttons <b>10:</b> 10 buttons
<b>Number of motor</b>	<b>1:</b> 1 motor <b>2:</b> 2 motors <b>3:</b> 3 motors <b>4:</b> 4 motors
<b>Function</b>	<b>00:</b> Standard <b>01:</b> Joint movement
<b>Accessory</b>	<b>000:</b> None <b>H30:</b> Hook (30mm) (standard) <b>H50:</b> Hook (50mm)
<b>Safety key</b>	<b>0:</b> None <b>S:</b> Safety key
<b>Panel artwork code</b>	A~L: (Refer to Standard Panel Artwork)
<b>Reserved</b>	0

### Terms of Use

The user is responsible for application suitability of Moteck products. As ongoing improvement process continues, products listed on the Moteck website are subject to change without prior notice. Moteck reserves the right to terminate the sales or remove any product displayed on the website, or listed in its catalogues.