

Hand Control HD

HD handset has up to 8 buttons, compatible with many MOTECK furniture application control boxes.







Features and Option

- Main applications: Furniture
- Available number of buttons: 8 max.
- Color: Black
- LED indicator
- With hook for easy placement
- Cable length: Total 880mm long with 420mm spiral
- Optional hook (size 30mm or 50mm gap)

Compatibility


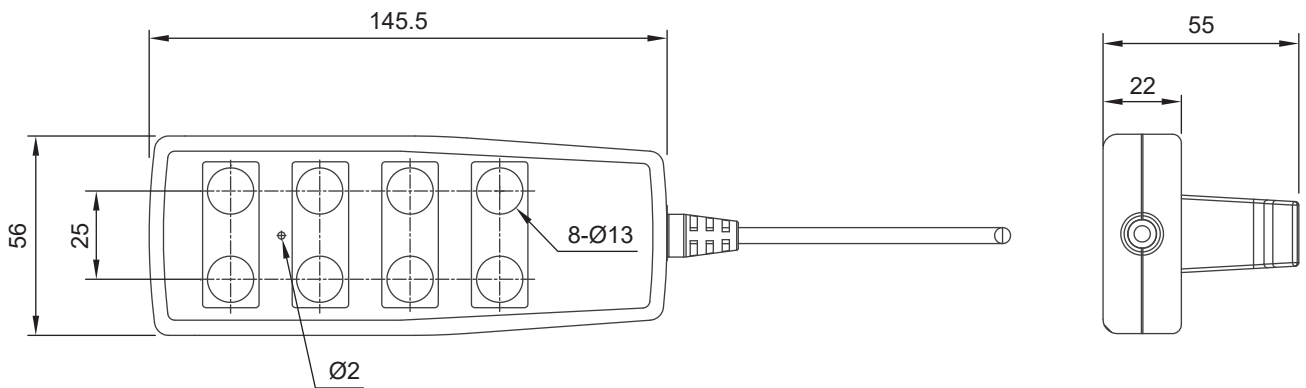
| Product | Models | HD spec |
|--------------|---------------------------------------|-------------------------------|
| Control box | CF11H | - With Moteck E2-type RJ plug |
| | CF12H | - With Moteck E-type RJ plug |
| | T control, CBT2, CB3T, CB4M, CS1, CS2 | - With Moteck F-type DIN plug |
| Double motor | TW61 | - With Moteck A-type DIN plug |

Cable plug

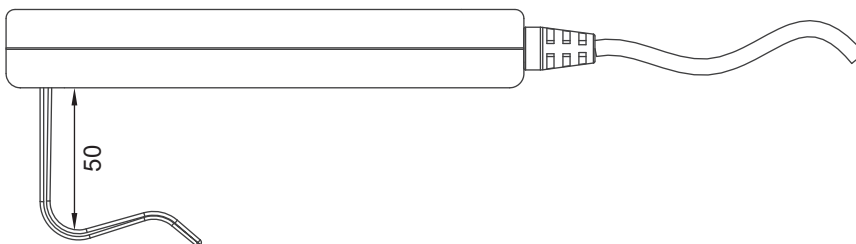


Dimensions

- With 30mm hook



- With 50mm hook



Standard Panel Artwork

> Moteck control category P1

▶ Definition 1 (Artwork A, C, F, J, L, O)

| Code | A | C | F | J | L | O |
|---------|------------|------------|------------|------------|------------|------------|
| Artwork | | | | | | |
| | HD-02-1-00 | HD-04-2-00 | HD-06-3-00 | HD-02-1-00 | HD-04-2-00 | HD-06-3-00 |

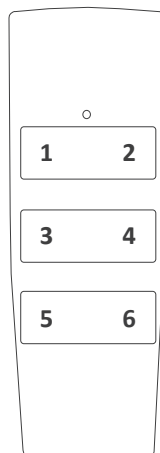
▶ Definition 2 (Artwork B, E, I, K, N)

| Code | B | E | I | K | N |
|---------|------------|------------|------------|------------|------------|
| Artwork | | | | | |
| | HD-04-2-00 | HD-06-3-00 | HD-08-4-00 | HD-04-2-00 | HD-06-3-00 |

Button definition:

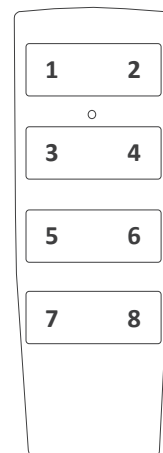
- Definition 1 (Artwork A, C, F, J, L, O)

- ① Actuator #1 extend
- ② Actuator #1 retract
- ③ Actuator #2 extend
- ④ Actuator #2 retract
- ⑤ Actuator #3 extend
- ⑥ Actuator #3 retract



- Definition 2 (Artwork B, E, I, K, N)

- ① Actuator #1 extend
- ② Actuator #1 retract
- ③ Actuator #2 extend
- ④ Actuator #2 retract
- ⑤ Actuator #3 extend
- ⑥ Actuator #3 retract
- ⑦ Actuator #4 extend
- ⑧ Actuator #4 retract



► Definition 3 (Artwork D, G, M, P)

| Code | D | G | M | P |
|---------|------------|------------|------------|------------|
| Artwork | | | | |
| | MOTECK | MOTECK | MOTECK | MOTECK |
| | HD-06-2-01 | HD-08-3-01 | HD-06-2-01 | HD-08-3-01 |

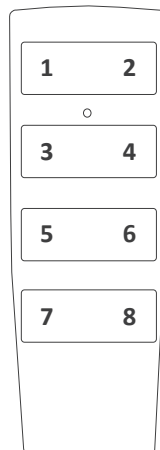
► Definition 4 (Artwork H, Q)

| Code | H | Q |
|---------|------------|------------|
| Artwork | | |
| | MOTECK | MOTECK |
| | HD-08-3-01 | HD-08-3-01 |

Button definition:

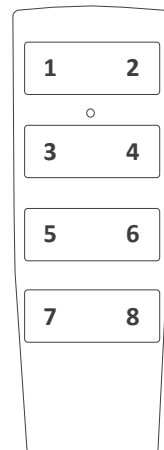
- Definition 3 (Artwork D, G, M, P)

- ① Actuator #1 extend
- ② Actuator #1 retract
- ③ Actuator #1 & 2 extend
- ④ Actuator #1 & 2 retract
- ⑤ Actuator #2 extend
- ⑥ Actuator #2 retract
- ⑦ Actuator #3 extend
- ⑧ Actuator #3 retract



- Definition 4 (Artwork H, Q)

- ① Actuator #1 extend
- ② Actuator #1 retract
- ③ Actuator #2 extend
- ④ Actuator #2 retract
- ⑤ Actuator #1 & 2 extend
- ⑥ Actuator #1 & 2 retract
- ⑦ Actuator #3 extend
- ⑧ Actuator #3 retract



Ordering Key

| HD - 04 - 2 - 0 B 3 0 8 | |
|-------------------------|--|
| Button | 02: 2 buttons 04: 4 buttons 06: 6 buttons 08: 8 buttons |
| Number of motor | 1: 1 motor 2: 2 motors 3: 3 motors 4: 4 motors |
| Reserved | 0 |
| Panel artwork code | A~Q: (Refer to Standard Panel Artwork) |
| Accessory | 3: 30mm hook (standard) 5: 50mm hook |
| Reserved | 0 |
| Cable length | 8: Total 880mm long with 420mm spiral |

Terms of Use

The user is responsible for application suitability of Moteck products. As ongoing improvement process continues, products listed on the Moteck website are subject to change without prior notice. Moteck reserves the right to terminate the sales or remove any product displayed on the website, or listed in its catalogues.