

Hand Control DKP4

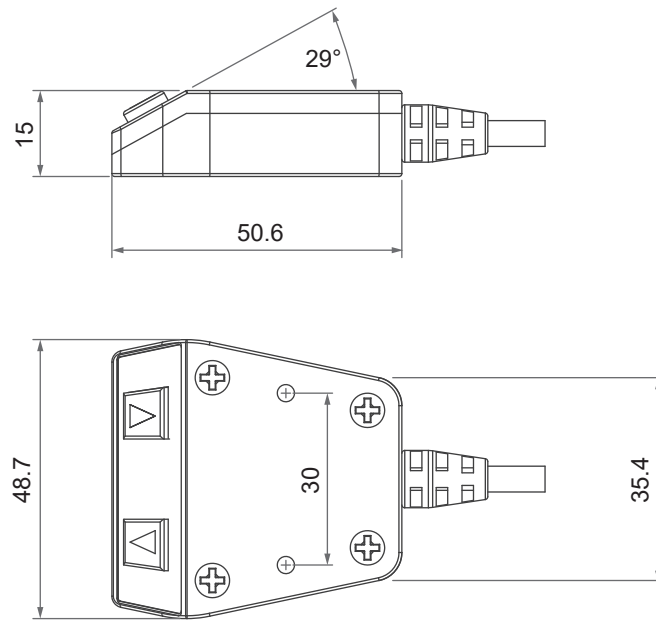
DKP4 hand control is designed for lifting table or height adjustable working station. Having only UP and DOWN 2 control buttons, it features compact size and can be mounted easily.



Features

- Main application: Furniture
- Available number of buttons: 2
- Color: Black
- Cable length: 2000mm straight

Dimensions



Unit: mm

Compatibility

Product	Model	DKP4 spec
Control box	CF11D, CF11S, CF13	With Moteck E2-type RJ plug (Fig.1)
	CF12S	With Moteck E-type RJ plug (Fig. 2)

Cable plug



Fig. 1 E2-type



Fig. 2 E-type

Operating Guide



• Button Definitions





• Auto Stroke Learning

After the entire system is properly installed, if the function of the control box requires this, please follow the steps below to perform Automatic Stroke Learning before starting to use it.

Step 1: Make sure that the power is connected and there are no obstacles in the moving path of the lifting table.

Step 2: Press and hold buttons  and  at the same time until the lifting table start moving. The lifting table will automatically complete the learning process according to the program of the control box.

• Operation

1. Press and hold button , the actuator is extending, i.e. table is moving up.
2. Press and hold button , the actuator is retracting, i.e. table is moving down.
3. Actuator stops while button is released.